

Scientific note

First records for *Cissia themis* (Lepidoptera: Nymphalidae) from Colombia and Venezuela

Primer registro para *Cissia themis* (Lepidoptera: Nymphalidae) de Colombia y Venezuela

SHINICHI NAKAHARA¹, MARIO A. MARÍN² and WATARU MITSUHASHI³

Abstract: A new country record for *Cissia themis* from Colombia and Venezuela is reported here. This record is also the first report for South America except for the island of Trinidad. Specimens of *C. themis* are often misidentified and found mixed in with its congener *C. similis* in public collections and so the morphology of *C. themis* is compared to its congener, *C. similis*.

Key words: Dry forest. Euptychiina. Morphology. Taxonomy. Neotropical Region.

Resumen: Se presenta aquí un nuevo reporte para *Cissia themis* en Colombia y Venezuela. Este reporte es también el primer Sur América excepto para la isla de Trinidad. Con frecuencia los especímenes de *C. themis* se identifican mal y se encuentran mezclados con su congénere *C. similis* en colecciones públicas, así se compara la morfología de *C. themis* con su congénere *C. similis*.

Palabras clave: Bosque seco. Euptychiina. Morfología. Taxonomía. Región Neotropical.

Introduction

Some of the most poorly known groups among the neotropical butterflies are members of the subfamily Satyrinae in the family Nymphalidae. As a result of their evolutionary success, it is known to be the most diverse subfamily within the family (Ackery *et al.* 1998; Peña and Lamas 2005; Marín *et al.* 2011). Most of the members of the subtribe Euptychiina (euptychiine Satyrinae species) inhabit lowland forest of the neotropics. Elements of the group's taxonomy are often poorly known or understood and many undescribed taxa remain. Additional comprehensive work in laboratories as well as in the field are needed to clarify the taxonomy of this group (DeVries 1994; DeVries *et al.* 1997; Peña and Lamas 2005; Huertas *et al.* 2009; Marín *et al.* 2011). A true understanding of taxonomy and geographical distribution of these poorly known taxa will be extremely valuable towards improving our understanding of Neotropical biodiversity. In this paper, we focus on the genus *Cissia*, which includes 15 described species, two-thirds of whose members are residents of Central America (Montero-Ramírez and González-Maya 2009). *Cissia themis* (Butler, 1867) is one of these Central American species and to date no record from the South American continent (delimited by the Darién watershed along the border of Colombia and Panama) is known for this species except for the island of Trinidad (Barcant 1970; Singer and Ehrlich 1991). Here, we report four newly discovered localities of occurrence for *C. themis* in Venezuela. The first author also detected a couple of Colombian specimens misidentified as "*Cissia similis*" in the MEFLG which are actually *C. themis*. All of these records are new country records.

Methods

Identification of *Cissia themis* was based on the original description included in Butler (1867) and the syntype in the NHM. Variations of wing pattern have been studied by the authors by examining specimens in private and public collections. Dissections for observing the male genitalia were made of specimens from localities spanning the range of this species in order to examine the variation and stability of characters within species. We compared these characters to the male genitalia of *C. similis* figured in Forster (1964). Adult abdomens were soaked in hot 10% KOH for 10-15 minutes, dissected and subsequently stored in glycerine. Body morphology and dissections were studied using a binocular microscope at 50x magnification. The terminology for genital structures largely follows Klots (1956), and nomenclature for venation follows Neild (1996). The following collection acronyms are used throughout this paper.

NHM The Natural History Museum, London, UK
 USNM National Museum of Natural History, Smithsonian Institution, Washington, DC, USA
 MGCL McGuire Center for Lepidoptera and Biodiversity, Florida Museum of Natural History, Florida, USA
 MUSM Museo de Historia Natural, Universidad Nacional Mayor de San Marcos, Lima, Peru
 MEFLG Museo Entomológico Francisco Luis Gallego, Universidad Nacional de Colombia, Medellín, Colombia
 MEL Museo Entomológico de León, León, Nicaragua
 AN Andrew Neild collection, London, UK
 SN Shinichi Nakahara collection, Tokyo, Japan

¹ Biologist. 4-9-34-220 Shimoochiai, Shinjuku, Tokyo 161-0033 Japan. amathonte1@yahoo.co.jp, corresponding author. ² M. Sc. Grupo de Investigación en Sistemática Molecular, Universidad Nacional de Colombia, sede Medellín. Calle 59A No 63-20. Bloque 16-112 Medellín, Colombia. ³ Dr. 3-26-5-402 Kamiogi, Suginami, Tokyo 161-0043 Japan.

Examined specimens

Cissia themis Syntype: 1♀. (Figs. 2A, B). no locality data [NHM].

VENEZUELA. 1♀. Zulia. Río Chiquito zona de Reserva del Río Pueblo Viejo. 220 m. 28-Jan-1998. A. Viloria & J. Camacho [MUSM]. 1♂1♀. Barinas. Bosque de Caimital. 200 m. 1-Nov-1999. A. Neild [AN]. 1♂. Sucre. El Rincón. 50 m. 28-Aug-2011. S. Nakahara [SN]. 1♂1♀. (Fig. 1). Aragua. Villa de Cura. M. D. Escobar [photo record]; **COLOMBIA.** 3♂1♀. (Figs. 2C, D). Arauca. Arauca UNAL sede. (07°05'05"N 70°45'42"W) 200 m. 20-Jun-2003. C. F. Álvarez [MEFLG]. 3♂3♀. Antioquia. Santa Fe de Antioquia. Cotove. (06°32'06"N 75°48'52"W) 519 m. 7-Mar-2011. A. M. Vélez [MEFLG]. 1♂. Caldas. Anserma. el 41 - HDA Canoas. (05°10'42.079"N 75°40'43.547"W) 810 m. 29-Sep-2010. M. A. Marín [MEFLG]; **PANAMA.** 1♂1♀. Los Santos. Cerro Canajagua. 600 m. 24-Jan-1976. [USNM]. 1♂. Chiriquí. Bugaba. Jul. [USNM]; **COSTA RICA.** 1♀. Espata. 900 m. Oct-1906. [USNM]. 1♂. Escobal. Dec. [USNM]; **NICARAGUA.** 1♀. Granada. Nandaime. 62 m. 24-Jun-2011. J. M. Maes [MEL]; **HONDURAS.** 1♂1♀. Cortés. San Pedro Sula (Bella Vista Forest). 24-Jul-1972. [USNM]; **MEXICO.** 1♀. Chiapas. Bombana. 1-Aug-1975. [USNM]. 1♂. Guerrero. Aug-1916. [USNM].

Cissia similis Syntype: **GUATEMALA.** 1♂. (Figs. 2E, F). Centr Valleys. [NHM].

NICARAGUA. 1♀. Rivas. Cardanas. 50 m. 2-Mar-2009. J. M. Maes [MEL]. **MEXICO.** 1♀. Oaxaca. Landelaria. 500 m. 3-Sep-1982. [MEL]. 1♀. Veracruz. Catemaco. 23-Sep-1972. [USNM].

Results and Discussion

All the localities reported here for *C. themis* are shown in Figure 3. Six new localities are all from the foothills of mountainous districts within Colombia and Venezuela (Venezuela: Zulia, Barinas, Sucre, Aragua; Colombia: Arauca, Antioquia, Caldas) which is the region where Viloria *et al.* (2010) report that the satyrine subtribe Pronophilina shows faunal affinities. Two Colombian localities are both associated with the Andes (Cordillera Central and Cordillera Oriental), while Venezuelan localities are also at the base of huge mountain ranges thought to receive influence from the Andes,



Figure 1. Copulating specimens of *Cissia themis* (Aragua, Venezuela) (Photo by Maria Delia Escobar).

the Cordillera de Mérida and to a lesser extent, the Sierra de Turimiquire (Viloria *et al.* 2010). One of the Venezuelan localities, El Bosque de Caimital, is an isolated dense, mature secondary forest (A. Neild, pers. comm.), but with seasonally semi-deciduous vegetation along its four borders; on the other hand, El Rincon is a fragmented dry semi-deciduous forest. The two Colombian localities also belong to a dry semi-deciduous forest. Satyrine species are appropriate indicators of floristic patterns and are reported to show strong affinities with particular forest types (Kremen 1994; DeVries *et al.* 1997), so it is possible that this species is a typical resident of dry forests below 1000m, and possibly more specifically of those that are rather fragmented and human-dominated. In the Neotropical region, humid/cloud forests that hold a rich biodiversity merit special attention from entomologists (Mittermeier 1988; McNeely *et al.* 1990), but dry forests are usually given little attention. This probably explains why this species has eluded recognition in Colombia and Venezuela, and also alerts us to the necessity of further research and field work in this type of habitat. Although not yet recorded from Western Ecuador (K. Willmott, pers. comm.), it is very possible that this species is found there given the strong presence of other Central American elements (e.g. *Morpho amathonte* Deyrolle, 1860). It is interesting to note that *C. themis* was found on the eastern slopes of the Andes (Cordillera Oriental), Cordillera de Mérida and at the far eastern base of the Sierra de Turimiquire which are not the regions where elements of the Central American fauna are usually found. However given this species occurrence in Trinidad these distributional records are not surprising especially since El Rincon is lo-




Figure 2. Pinned specimen of *Cissia themis* and *Cissia similis*, Copyright: Trustees of the NHM; used with permission. *Cissia themis* Syntype NHM (E) #982889: A. Dorsal surface. B. Ventral surface. *Cissia themis* (Arauca, Colombia). C. Dorsal surface. D. ventral surface. *Cissia similis* Syntype NHM (E) #982888. E. Dorsal surface. F. Ventral surface.

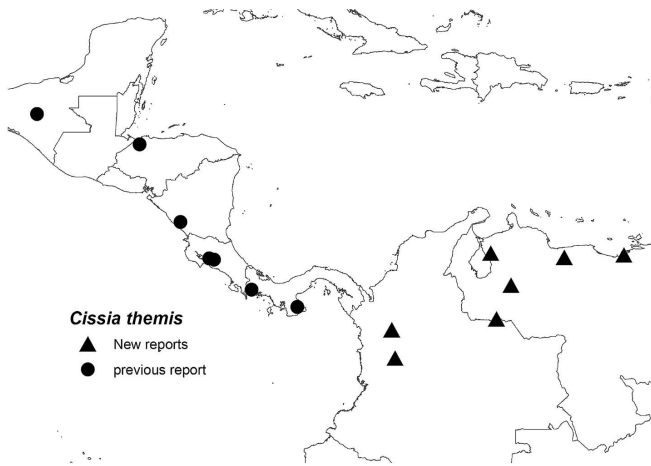


Figure 3. Map showing the localities for *Cissia themis* reported in this paper.

cated within a biogeographical region which shows strong affinities with the island of Trinidad (Neild 1996).

The main characters which identify *C. themis* are the two double-pupilled large ocelli (in cells s2 and s5), the two smaller double silver-pupilled ocelli between them on the ventral hindwing and ventrally 1.5mm of the antennae from the anterior end is black, a character not seen in sibling species. The original description clearly refers to a sixth hind wing “ocellus” which is the tiny silvery spot at the anal margin between the postmedian and median brown lines, visible in Fig. 2B. Note that this sixth “ocellus” is a variable criteria, but this could be a diagnostic character when the specimen exhibits it. In the MEN, the MUSM and the MEFLG this species was

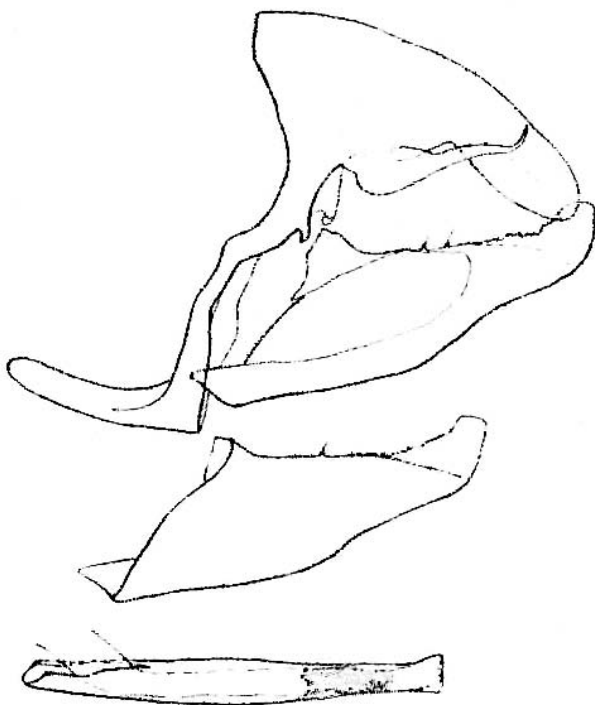


Figure 5. Male genitalia of *Cissia similis* (modified from Forster, 1964), lateral view.

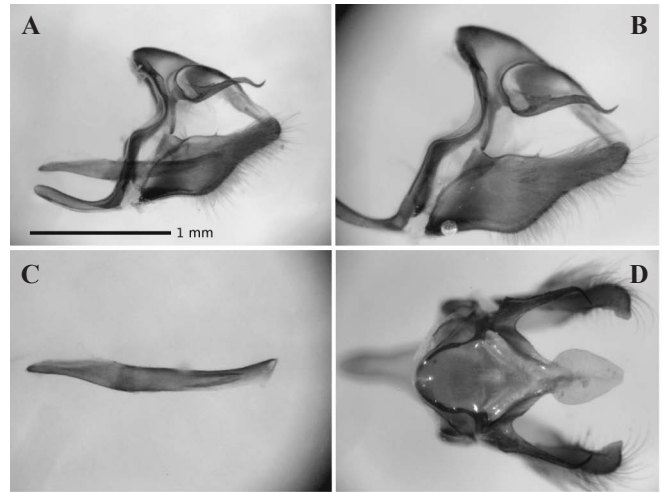


Figure 4. Male genitalia of *Cissia themis* (Colombia) A.-B. Lateral view. C. Aedeagus. D. Dorsal view.

found to be misidentified as *C. similis* (as in Marín and Uribe 2009) which is distinguished from *C. themis* by its single (and blind) posterior ocellus and a lack of silver pupilled ocelli on the ventral hindwing. This misidentification is also seen in DeVries (1987) which may cause misidentification of this species elsewhere. Examining *C. themis* in public and private collections, the ground coloration of the ventral surface appears to be variable within this species. It shows pale brown/ochre to dark brown/ochre which seems likely to be a variation within individuals rather than within geographical distributions. Despite this variation seen in the ground coloration, the double-pupilled ocelli and silver patches appear to be rather stable but we noticed that some specimens do not clearly exhibit this character. In this case, identification could be confirmed by examining the male genitalia (Fig. 4). The genital structure of this species closely resembles that of *C. similis* (Fig. 5) but differs as follows: in the lateral view of the genitalia, the uncus is narrower and elongate; the tegumen is smaller; the aedeagus is slightly curved downward and convex at the middle section and flattens towards the anterior below the antero-dorsally open tip, posterior slightly curved upward and tapered, opens posteriorly; the distal half of the valvae are rather rectangular and not convex at the apex.

Acknowledgements

We thank Brian Harris (USNM), Jean Michel Maes (MEL), David Lees (NHM) and Gerardo Lamas (MUSM) who gave us access to the satyrine collections in their care, Keith Willmott (MGCL) and Maria Delia Escobar (Venezuela) for their information. We are grateful to Tropical Andean Butterfly Diversity Project funded by the Darwin Initiative who funded digitisation of the images. We acknowledge the Fundación BBVA (MARIPOSA proyect: BIOCON08_021). We are also grateful to Andrew Neild (UK) and Delano Lewis (Jamaica/ USA) for their helpful comments, checking the English, and peer reviewing this manuscript.

Literature cited

ACKERY, P. R.; DE JONG. R.; VANE-WRIGHT, R. I. 1998. The butterflies: Hedyloidea, Hesperioidea and Papilionoidea. pp.

- 263-300. In: Kristensen, N. P. (Ed.). Lepidoptera: moths and butterflies. 1. Evolution, systematics and biogeography. Handbook of Zoology, vol. IV. Walter de Gruyter, Berlin, Part 35. 491 p.
- BARCANT, M. 1970. Butterflies of Trinidad and Tobago. Collins, London. 314 p.
- BUTLER, A. G. 1867. Descriptions of some new species of Satyridae belonging to the genus *Euptychia*. Proceedings of the Zoological Society of London 1867 (1): 104-110, pl. 11-12.
- DEVRIES, P. J. 1987. The butterflies of Costa Rica and Their Natural History. Vol.1. Princeton, Princeton University Press. 288 p.
- DEVRIES, P. J. 1994. Patterns of butterfly diversity and promising topics in natural history and ecology. pp. 187-194. In: MacDade, L.; Bawa, K. S.; Hartshorn, G.; Hespenheide, H. (Eds.). La Selva: ecology and natural history of a neotropical rainforest. Chicago, University of Chicago Press. 493 p.
- DEVRIES, P. J.; MURRAY, D.; LANDE, R. 1997. Species diversity in vertical, horizontal and temporal dimensions of fruit-feeding butterfly community in an Ecuador rainforest. Biological Journal of the Linnean Society 62: 343-364.
- FORSTER, V. W. 1964. Beitrage zur Kenntnis der Insektenfauna Boliviens XIX. Lepidoptera 3, satyridae. Veröffentlichungen der Zoologischen Staatssammlung Munchen. (Munich) 8: 51-35, pl 27-35, 264 f.
- HUERTAS, B.; RIOS, C.; LECROM, J. F. 2009. A New Species of *Splendeuptychia* from the Magdalena Valley in Colombia (Lepidoptera: Nymphalidae: Satyrinae). Zootaxa 2014: 51-58.
- KLOTS, A. B. 1956. Lepidoptera. pp. 97-110. In: Tuxen, S. L. (Ed.). Taxonomists' Glossary of Genitalia in Insects. Munksgaard, Copenhagen, Denmark. 284 p.
- KREMEN, C. 1994. Biological inventory using target taxa: a case study of the butterflies of Madagascar. Ecological Applications 4: 407-422.
- MARÍN, M. A.; URIBE, S. I. 2009. Actualización sobre Euptychiina (Lepidoptera: Satyrinae) representadas en la colección del Museo Entomológico Francisco Luis Gallego. Boletín del Museo Entomológico Francisco Luis Gallego 1 (2): 22-32.
- MARÍN, M. A.; PEÑA, C.; FREITAS, A. V. L.; WAHLBERG, N.; URIBE, S. I. 2011. From the phylogeny of the Satyrinae butterflies to the systematics of Euptychiina (Lepidoptera: Nymphalidae): History, Progress and Prospects. Neotropical Entomology 40 (1): 1-13.
- MCNEELY, J. A.; MILLER, K. R.; REID, W. V.; MITTERMEIER, R. A.; WERNER, T. B. 1990. Conserving the World's Biological Diversity. Gland, IUCN. viii + 265 p.
- MITTERMEIER, R. A. 1988. Primate Diversity and the tropical forest: case studies from Brazil and Madagascar and the importance of megadiversity countries. pp. 145-154. In: Wilson, E. O.; Peter, F. M. (Eds.). Biodiversity. Washington, National Academy Press. 521 p.
- MONTERO-RAMÍREZ, J. J.; GONZÁLEZ-MAYA, J. J. 2009. Lepidoptera, Nymphalidae, Satyrinae, *Cissia terrestris*: First record from Costa Rica. Check List 5 (1): 083-085.
- NEILD, A. F. E. 1996. The butterflies of Venezuela. part1: Nymphalidae (Limenitidinae, Apaturinae, Charaxinae). A comprehensive guide to the identification of adult Nymphalidae, Papilionidae, and Pieridae. Greenwich, London, Meridian Publications. 144 p.
- PEÑA, C.; LAMAS, G. 2005. Revision of the butterfly genus *Forsterinaria* Gray, 1973 (Lepidoptera: Nymphalidae, Satyrinae). Revista Peruana de Biología 12: 5-48.
- SINGER, M. C.; EHRLICH, P. R. 1991. Host Specialization of Satyrine Butterflies, and their Responses to Habitat Fragmentation in Trinidad. Journal of Research on the Lepidoptera 30(3-4): 248-256.
- VILORIA, A. L.; PYRCZ, T. W.; ORELLANA, A. 2010. A survey of the Neotropical montane butterflies of the subtribe Pronophilina (Lepidoptera, Nymphalidae) in the Venezuelan Cordillera de la Costa. Zootaxa 2622: 1-14.

Received: 30-Mar-2012 • Accepted: 11-Jul-2012